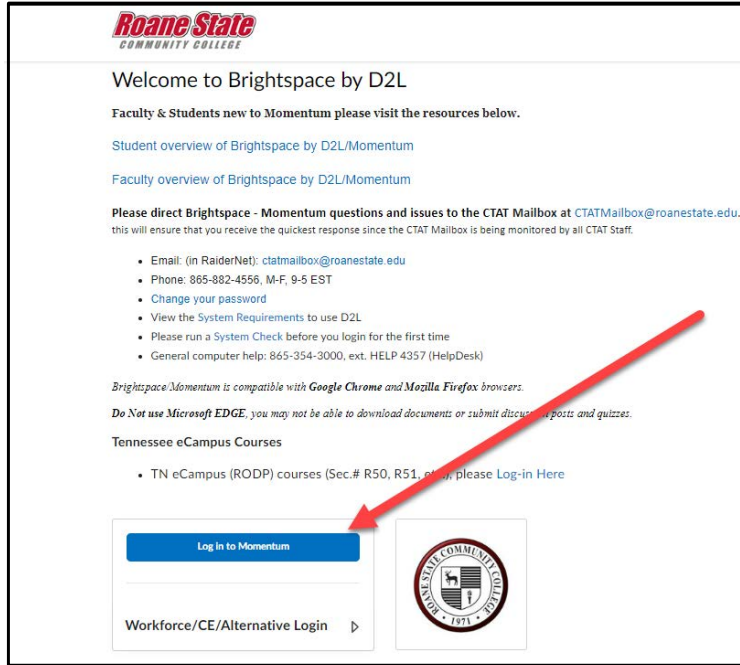


D2L/Momentum Student Guide (Basic Login and Access)

Step 1: Getting Started Logging in

Select the blue button to login with your RSCC email and password



Roane State
COMMUNITY COLLEGE

Welcome to Brightspace by D2L

Faculty & Students new to Momentum please visit the resources below.

[Student overview of Brightspace by D2L/Momentum](#)

[Faculty overview of Brightspace by D2L/Momentum](#)

Please direct Brightspace - Momentum questions and issues to the CTAT Mailbox at CTATMailbox@roanestate.edu.
this will ensure that you receive the quickest response since the CTAT Mailbox is being monitored by all CTAT Staff.

- Email: (in RaiderNet): ctatmailbox@roanestate.edu
- Phone: 865-882-4556, M-F, 9-5 EST
- [Change your password](#)
- [View the System Requirements](#) to use D2L
- Please run a [System Check](#) before you login for the first time
- General computer help: 865-354-3000, ext. HELP 4357 (HelpDesk)

Brightspace/Momentum is compatible with Google Chrome and Mozilla Firefox browsers.


Do Not use Microsoft EDGE, you may not be able to download documents or submit discussion posts and quizzes.

Tennessee eCampus Courses

- TN eCampus (RODP) courses (Sec.# R50, R51, etc.), please [Log-in Here](#)

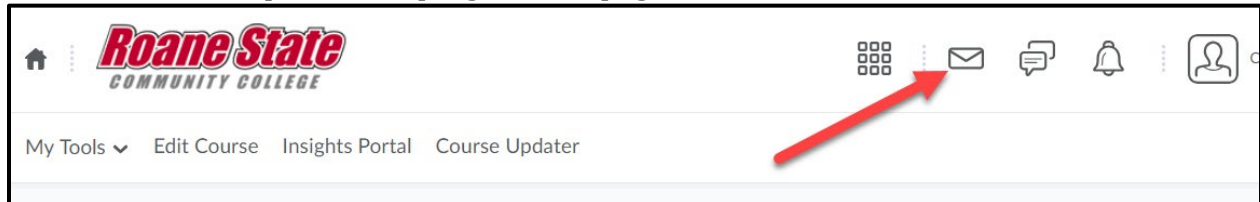
[Log In to Momentum](#)

Workforce/CE/Alternative Login ▶



Step 2: Checking Your Email

Click on the envelope at the top right of the page



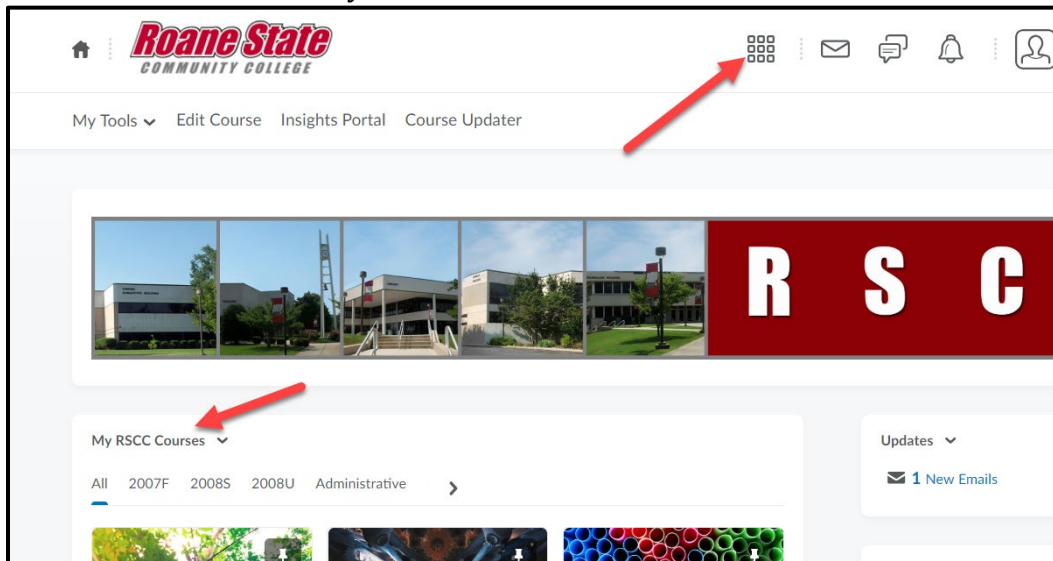
Roane State
COMMUNITY COLLEGE

My Tools ▼ Edit Course Insights Portal Course Updater

Navigation icons: Home, Grid, Envelope, Chat, Bell, Profile

Step 3: Selecting your course

Click on the grid at the top of the page and select your course from the list. Or you can click on a course tile under “My RSCC Courses.”



Navigating Your Class

Click on the dropdown menu to access course features such as quizzes, grades, dropbox assignments, discussion boards, classlist, etc.

