

Yuga Panorama

Student Guide

Roane State Community College

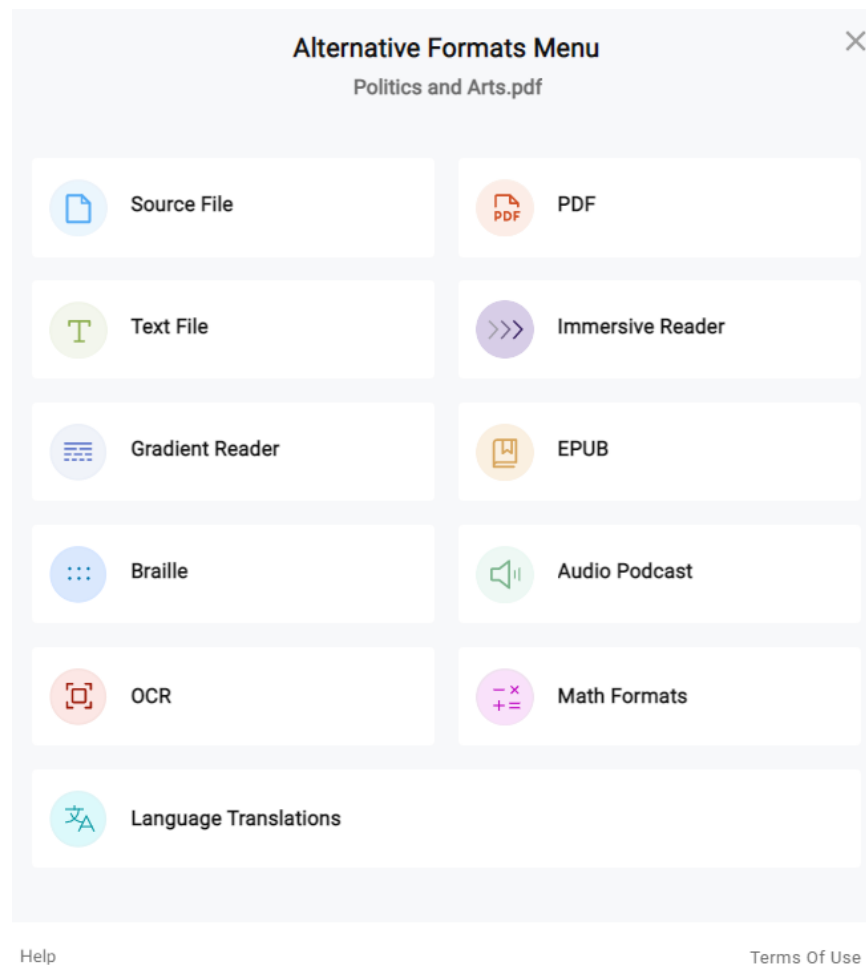
Accessing Alternative Formats

Alternative Formats are generated on your documents automatically and do not require any extra configuration or editing in D2L on your behalf.

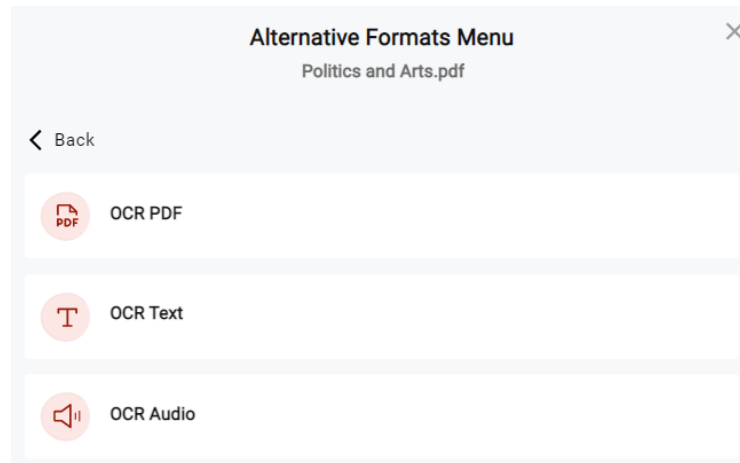
- Once the user finds the course document, there will be an *Alternative Formats* icon to the right of the document title.

The screenshot shows a D2L course interface. At the top, there is a navigation bar with links: Course Home, Announcements, Assignments, Content, YuJa Video Platform, Panorama, Grades, Discussions, and More. Below this is a search bar labeled 'Search Topics'. On the left side, there is a sidebar menu with options: Overview, Bookmarks, Course Schedule, Table of Contents (39), module 1 (31), submodule1 (21), submodule2 (1), and submodule3 (1). The main content area is titled 'module 1' and includes a 'Download' button and 'Expand All | Collapse All' options. A progress bar indicates '3.13% 1 of 32 topics complete'. Underneath, there is a section for 'submodule1' containing a document titled 'Basic Microeconomics Concepts' (Word Document) with an Alternative Formats icon circled in purple. Below this document is another section for 'submodule1submodule1' with a count of 5 and the text 'this is the 1st sub module of sub module 1'.

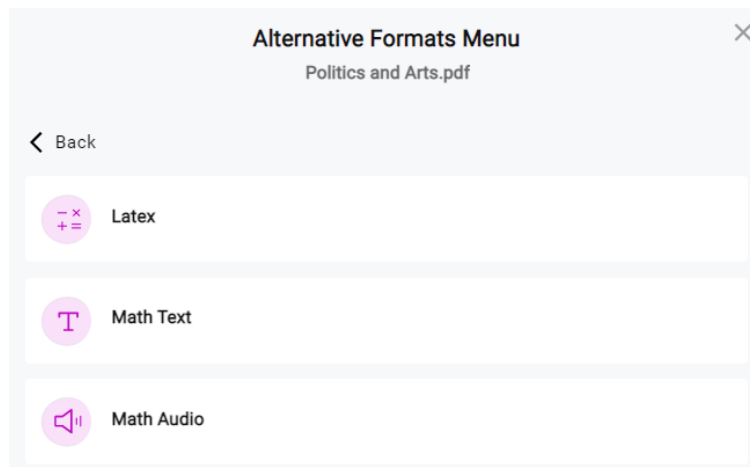
- Click on the Alternative Formats icon to display the list of available resources.
- Below is the list of available *Panorama Alternative Formats*:
 - **Source File:** View the document in its original format, suitable for download viewing.
 - **PDF:** View the document in PDF format, suitable for both online and download viewing.
 - **Text File:** View the document in a pure text format without any formatting styles, suitable for both online and download viewing.
 - **Immersive Reader:** Allows for customizations to text preferences, grammar options, and reading preferences while following along with the audio playback.



- **Gradient Reader:** Enhances visual word recognition when reading by providing a guiding color gradient.
- **EPUB:** View the document in the ebook format, suitable for any ebook reader application.
- **Braille:** View the document in the braille format, suitable for download viewing (a braille reader is required).
- **Audio Podcast:** Audio playback for documents, suitable for both online and download listening.
- **OCR:** Convert images with text into machine-encoded text that can be searched and read by screen readers.
 - **OCR PDF:** Text within images and GIFs that are inserted into a document can be searched and read aloud by screen readers.
 - **OCR Text:** Recommended for those who'd like plain text, the OCR tool will extract and display text within images and GIFs as a TXT file.
 - **OCR Audio:** Extract text within images and GIFs into an MP3 text-to-speech audio player.



- **Math Formats:** Convert documents containing math equations into LaTeX, clear text (i.e. numbers and symbols to words), or MP3 files.
 - **Latex:** Convert documents into LaTeX document format.
 - **Math Text:** Convert documents into printed English, including numbers and symbols.
 - **Math Audio:** Convert documents to MP3.
- **Language Translation:** Translate a document automatically to over 100 languages, which can be downloaded.



Still Have Questions?

Contact your Center for Teaching Arts & Technology (CTAT) department by email at ctatmailbox@roanestate.edu; by phone at (865) 882-4556; or in person

Harriman – We are located on the first floor of the Library.

Office hours are 8 am – 4:30 pm, Monday – Thursday or by appointment.

Oak Ridge – We are located in the Coffey-McNally Building – Room B-116.

Office hours are 8:30 am – 4:30 pm, Monday – Thursday or by appointment.