

D2L ePortfolio Overview



An ePortfolio is an 'electronic portfolio,' which is simply a collection of digital artifacts that you pull together and assemble into a format that you can share with others. One of the benefits of using ePortfolio is that it is linked right inside of D2L, so that it is easy to find and use. It is easy to share items with others, get feedback, and comments on your work.













As a finished product, electronic portfolios can be used for a wide variety of reasons: you can use an ePortfolio to demonstrate learning, to put together a sample of work for an application, or to demonstrate your achievements to a potential employer.

Important ePortfolio Terminology

Artifacts

Artifacts are the building blocks of everything that you can do in ePortfolio. You use artifacts to make Collections of your work or web Presentations of your work. In general, artifacts can be almost any kind of file, such as Word documents, PDFs, PowerPoints, images, URL links, or short audio or video clips.

Artifact Types:

Artifact ICONS		
A visual reference of the most commonly used Artifacts		
1. Created in ePortfolio	2. Uploaded files	3. Learning Environment
 HTML File	 Image	 Dropbox Feedback
 Link	 Media	 Grades results
 Form Response	 PDF File	 Course/Program Outcome
 Audio	 Document	 Quiz Result

Collections



Collections are similar to folders: they are groups of Artifacts, Reflections, and/or Presentations that you can create and use for organizing your ePortfolio items.

Reflections



Reflections are independent items in your portfolio that can be associated or linked to artifacts, collections, or presentations. They can serve as journal entries or "stand-alone" artifacts. You can use them to discuss the relationship between items. Also, you can also use reflections to define long-term goals that are met by the various items.

Presentations



The Presentation Tool in ePortfolio allows you to create, display and share web sites that contain the items in your ePortfolio. You won't need to know any HTML code or specialized knowledge to build these sites: you'll just need to go through a series of steps to determine what is included and how it will be displayed.

In this sense, the Presentation Tool allows you to focus on designing and arranging your web sites rather than having to build them from scratch.

Exporting and Edidentity

When you export an item, you also export the item's description, tags, and settings. You do not export information about the user who created the item, users who left comments on the item, or assessments for the item.

With the exception of HTML presentations, you cannot export items for offline viewing. Exported items can only be imported into another Brightspace ePortfolio or systems that support the Brightspace ePortfolio XML format.

You can export your entire Brightspace ePortfolio or specific items. If an item has multiple associations, it will only appear once in the exported zip file.

Sign up for an Edidentity Account

In order to have permanent access to your ePortfolio, complete the following steps:

1. Export your ePortfolio within D2L
2. Create an [Edidentity Account](https://www.mydesire2learn.com/d2l/ed/cns/ca/serviceAgreement) (https://www.mydesire2learn.com/d2l/ed/cns/ca/serviceAgreement)
3. Login to your account and import your ePortfolio

For Help with D2L ePortfolio

Email CTAT at ctatmailbox@roanestate.edu or call us at 865-882-4556. If you need one-on-one help, please ask to schedule a meeting.